



Source

Biotinylated Human latent GDF-8 Protein, His Tag(GD8-H8243) is expressed from human 293 cells (HEK293). It contains AA Asn 24 - Ser 375 (Accession # [O14793](#)).

Predicted N-terminus: His

Molecular Characterization

| | |
|----------|--|
| Poly-his | latent GDF-8(Asn 24 - Ser 375) O14793 |
|----------|--|

The protein has a calculated MW of 42.0 kDa. The protein migrates as 38 kDa and 50-53 kDa when calibrated against [Star Ribbon Pre-stained Protein Marker](#) under reducing (R) condition (SDS-PAGE) due to glycosylation.

Labeling

Biotinylation of this product is performed using Avitag™ technology. Briefly, the single lysine residue in the Avitag is enzymatically labeled with biotin.

Protein Ratio

Passed as determined by the HABA assay / binding ELISA.

Endotoxin

Less than 1.0 EU per µg by the LAL method.

Purity

>90% as determined by SDS-PAGE.

>90% as determined by SEC-MALS.

Formulation

Lyophilized from 0.22 µm filtered solution in 0.2 M Arginine, PBS, pH7.4 with trehalose as protectant.

Contact us for customized product form or formulation.

Reconstitution

Please see Certificate of Analysis for specific instructions.

For best performance, we strongly recommend you to follow the reconstitution protocol provided in the CoA.

Storage

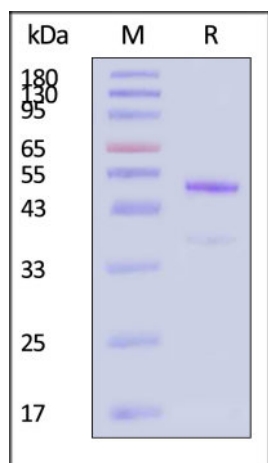
For long term storage, the product should be stored at lyophilized state at -20°C or lower.

Please avoid repeated freeze-thaw cycles.

This product is stable after storage at:

- -20°C to -70°C for 12 months in lyophilized state;
- -70°C for 3 months under sterile conditions after reconstitution.

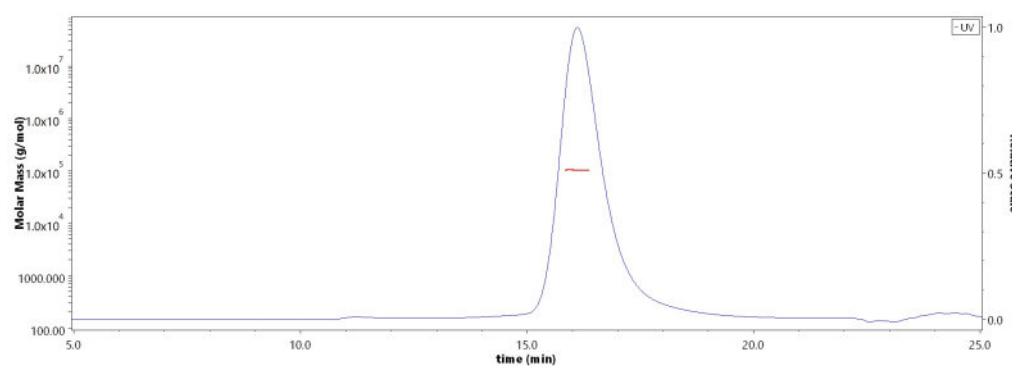
SDS-PAGE



Biotinylated Human latent GDF-8 Protein, His Tag on SDS-PAGE under reducing (R) condition. The gel was stained with Coomassie Blue. The purity of the protein is greater than 90% (With [Star Ribbon Pre-stained Protein Marker](#)).

Bioactivity-SPR

SEC-MALS

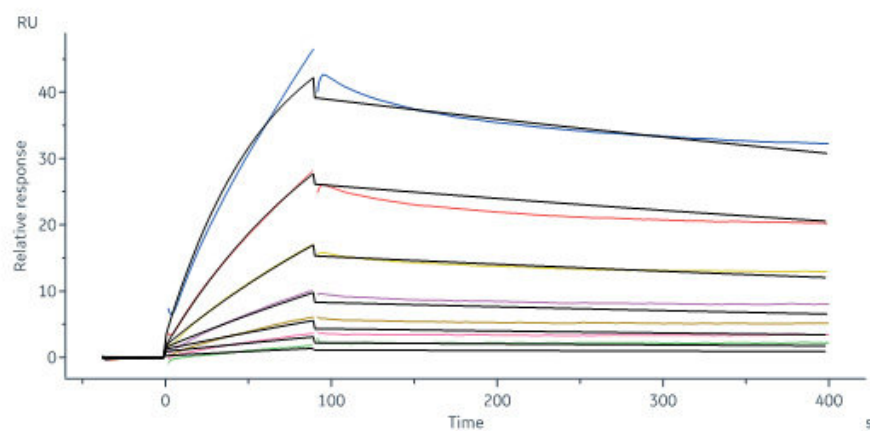


The purity of Biotinylated Human latent GDF-8 Protein, His Tag (Cat. No. GD8-H8243) is more than 90% and the molecular weight of this protein is around 90-110 kDa verified by SEC-MALS.

[Report](#)

Discounts, Gifts,
and more!





Human Follistatin Protein, His Tag, premium grade (Cat. No. FON-H52H4) immobilized on CM5 Chip can bind Biotinylated Human latent GDF-8 Protein, His Tag (Cat. No. GD8-H8243) with an affinity constant of 248 nM as determined in a SPR assay (Biacore 8K) (QC tested).

Background

Growth differentiation factor 8 (GDF8), also known as myostatin, is a unique member of the transforming growth factor- β superfamily that is expressed in human granulosa cells and has important roles in regulating a variety of ovarian functions. GDF8 acts as a negative regulator of skeletal muscle growth and differentiation. In addition to the expression in the musculoskeletal system, GDF8 is also expressed in various tissues, including the reproductive system.

Clinical and Translational Updates

Discounts, Gifts,
and more!

