



### Source

Monoclonal Anti-Influenza A (A/Hong Kong/483/1997) HA (H5N1) Antibody, Human IgG1 (6A2) is a chimeric monoclonal antibody recombinantly expressed from HEK293, which combines the variable region of a mouse monoclonal antibody with Human constant domain.

### Clone

6A2

### Species

Mouse

### Isotype

Human IgG1 | Human Kappa

### Conjugate

Unconjugated

### Antibody Type

Recombinant Monoclonal

### Reactivity

Influenza A

### Immunogen

Recombinant Influenza A [A/Hong Kong/483/97 (H5N1)] HA is expressed from human 293 cells.

### Specificity

Specifically recognizes Influenza A [A/Hong Kong/483/97 (H5N1)] Hemagglutinin (HA) Protein.

### Application

Application	Recommended Usage
ELISA	0.03-63 ng/mL

### Cross Verification

This product No cross-reactivity in ELISA with  
Influenza A [Victoria/4897/2022] Hemagglutinin (HA) Protein, His Tag (Cat. No. HA1-V52H8).  
Influenza A [Wisconsin/67/2022] Hemagglutinin (HA) Protein, His Tag (Cat. No. HA1-V52H7).  
Influenza A [A/Victoria/2570/2019] Hemagglutinin (HA) Protein, His Tag (Cat. No. HA1-V52H6).  
Influenza A [A/Darwin/6/2021 (H3N2)] HA Protein, His Tag (Cat. No. HA2-V52H5).  
Influenza A [A/Darwin/9/2021 (H3N2)] HA Protein, His Tag (Cat. No. HA2-V52H6).  
Influenza A [Sydney/5/2021 (H1N1)] HA Protein, His Tag (Cat. No. HA1-V52H4).

### Purity

>95% as determined by SDS-PAGE.  
>90% as determined by SEC-MALS.

### Purification

Protein A purified / Protein G purified

### Formulation

Lyophilized from 0.22 µm filtered solution in PBS, pH7.4 with trehalose as protectant.

Contact us for customized product form or formulation.

### Reconstitution

Please see Certificate of Analysis for specific instructions.

*For best performance, we strongly recommend you to follow the reconstitution protocol provided in the CoA.*

### Storage

For long term storage, the product should be stored at lyophilized state at -20°C or lower.

*Please avoid repeated freeze-thaw cycles.*

This product is stable after storage at:

- -20°C to -70°C for 12 months in lyophilized state;
- -70°C for 3 months under sterile conditions after reconstitution.

Discounts, Gifts,  
and more!



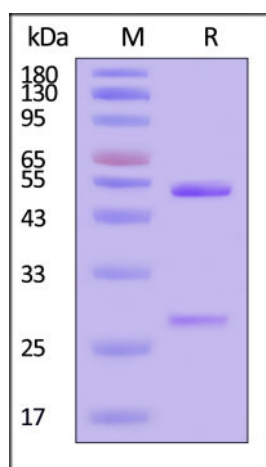
# Monoclonal Anti-Influenza A (A/Hong Kong/483/1997) HA (H5N1) Antibody, Human IgG1 (6A2) (MALS verified)



Catalog # HA1-MY2161

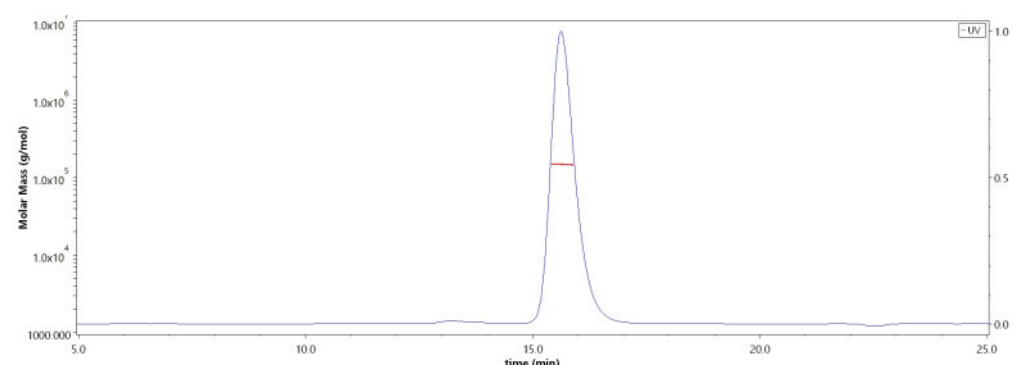
Influenza A [A/guinea fowl/Hong Kong/WF10/99(H9N2)] Hemagglutinin (HA) Protein, His Tag (Cat. No. HA2-V52H7).  
Influenza B [Austria/1359417/2021 (B/Victoria lineage)] Hemagglutinin (HA) Protein, His Tag (Cat. No. HAE-V52H3).  
Influenza B [Phuket/3073/2013 (B/Yamagata lineage)] HA Protein, His Tag (Cat. No. HAE-V52H4).  
Influenza A [A/Bangkok/1/1979 (H3N2)] HA, His Tag (Cat. No. HA2-V52H3).  
Influenza A [A/Wisconsin/588/2019 (H1N1)] HA, His Tag (Cat. No. HA1-V52H3).  
Influenza A Virus HA (H3N2) Protein, His Tag (Cat. No. H32-V52H3).

## SDS-PAGE



Monoclonal Anti-Influenza A (A/Hong Kong/483/1997) HA (H5N1) Antibody, Human IgG1 (6A2) on SDS-PAGE under reducing (R) condition. The gel was stained with Coomassie Blue. The purity of the protein is greater than 95% (With [Star Ribbon Pre-stained Protein Marker](#)).

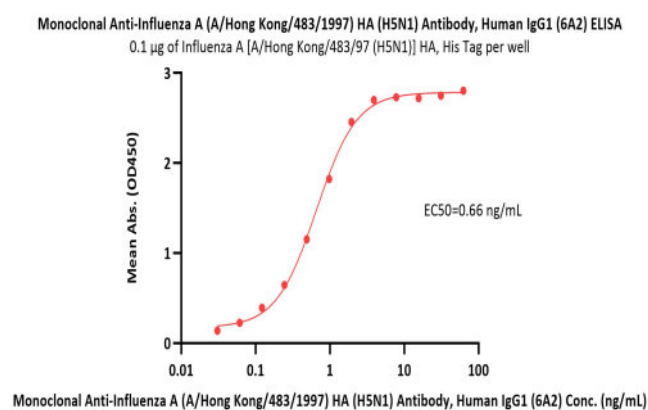
## SEC-MALS



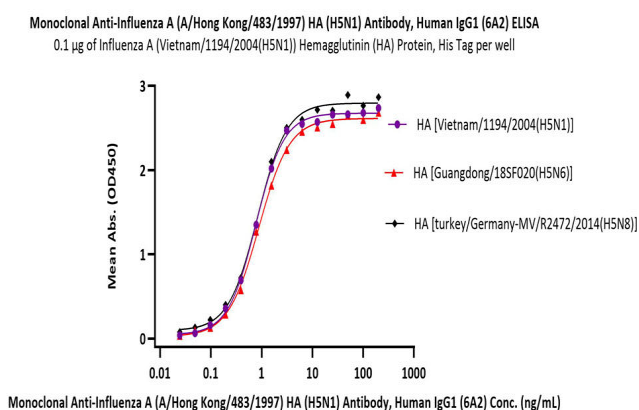
The purity of Monoclonal Anti-Influenza A (A/Hong Kong/483/1997) HA (H5N1) Antibody, Human IgG1 (6A2) (Cat. No. HA1-MY2161) is more than 90% and the molecular weight of this protein is around 135-165 kDa verified by SEC-MALS.

[Report](#)

## Bioactivity-ELISA



Immobilized Influenza A [A/Hong Kong/483/97 (H5N1)] HA, His Tag (Cat. No. HA1-V5229) at 1 µg/mL (100 µL/well) can bind Monoclonal Anti-Influenza A (A/Hong Kong/483/1997) HA (H5N1) Antibody, Human IgG1 (6A2) (Cat. No. HA1-MY2161) with a linear range of 0.03-2 ng/mL (QC tested).



Immobilized Influenza A (Vietnam/1194/2004(H5N1)) Hemagglutinin (HA) Protein, His Tag (Cat. No. HA1-V52H9), Influenza A (Guangdong/18SF020(H5N6)) Hemagglutinin (HA) Protein, His Tag (Cat. No. HA6-V52H3), Influenza A (turkey/Germany-MV/R2472/2014(H5N8)) HA Protein, His Tag (Cat. No. HA8-V52H3) at 1 µg/mL (100 µL/well) can bind Monoclonal Anti-Influenza A (A/Hong Kong/483/1997) HA (H5N1) Antibody, Human IgG1 (6A2) (Cat. No. HA1-MY2161) with a linear range of 0.02-2 ng/mL (Routinely tested).

## Background

Discounts, Gifts,  
and more!



# Monoclonal Anti-Influenza A (A/Hong Kong/483/1997) HA (H5N1) Antibody, Human IgG1 (6A2) (MALS verified)

Catalog # HA1-MY2161



Neuraminidase (NA) and hemagglutinin (HA) are major membrane glycoproteins found on the surface of influenza virus. Hemagglutinin binds to the sialic acid-containing receptors on the surface of host cells during initial infection and at the end of an infectious cycle. Hemagglutinin also plays a major role in the determination of host range restriction and virulence. As a class I viral fusion protein, hemagglutinin is responsible for penetration of the virus into the cell cytoplasm by mediating the fusion of the membrane of the endocytosed virus particle with the endosomal membrane.

## Clinical and Translational Updates

Discounts, Gifts,  
and more!



[www.acrobiosystems.com](http://www.acrobiosystems.com)

12/19/2024