



Synonym

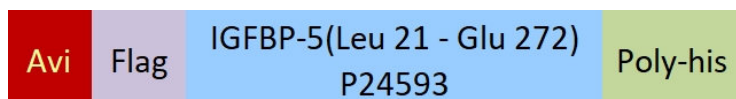
IBP5,IGFBP5

Source

Biotinylated Human IGFBP-5 Protein, Avitag,Flag&His Tag(IG5-H82D3) is expressed from human 293 cells (HEK293). It contains AA Leu 21 - Glu 272 (Accession # [P24593](#)).

Predicted N-terminus: Gly

Molecular Characterization



This protein carries an Avi tag (Avitag™) at the N-terminus followed a Flag tag and at the C-terminus by a polyhistidine tag. The protein has a calculated MW of 33.3 kDa. The protein migrates as 38-43 kDa when calibrated against [Star Ribbon Pre-stained Protein Marker](#) under reducing (R) condition (SDS-PAGE) due to glycosylation.

Labeling

Biotinylation of this product is performed using Avitag™ technology. Briefly, the single lysine residue in the Avitag is enzymatically labeled with biotin.

Protein Ratio

Passed as determined by the HABA assay / binding ELISA.

Endotoxin

Less than 1.0 EU per µg by the LAL method.

Purity

>90% as determined by SDS-PAGE.

>90% as determined by SEC-MALS.

Formulation

Lyophilized from 0.22 µm filtered solution in PBS, pH7.4 with trehalose as protectant.

Contact us for customized product form or formulation.

Reconstitution

Please see Certificate of Analysis for specific instructions.

For best performance, we strongly recommend you to follow the reconstitution protocol provided in the CoA.

Storage

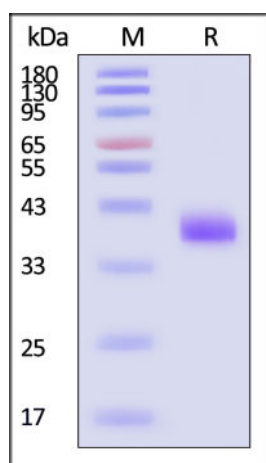
For long term storage, the product should be stored at lyophilized state at -20°C or lower.

Please avoid repeated freeze-thaw cycles.

This product is stable after storage at:

- -20°C to -70°C for 12 months in lyophilized state;
- -70°C for 3 months under sterile conditions after reconstitution.

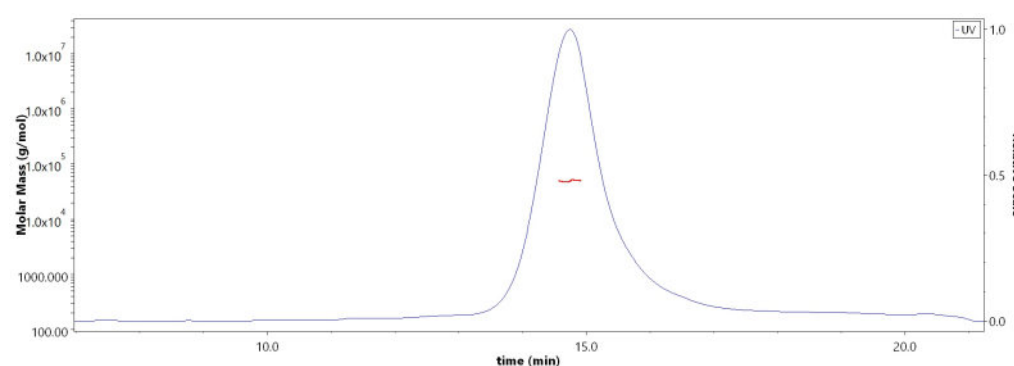
SDS-PAGE



Biotinylated Human IGFBP-5 Protein, Avitag,Flag&His Tag on SDS-PAGE under reducing (R) condition. The gel was stained with Coomassie Blue. The purity of the protein is greater than 90% (With [Star Ribbon Pre-stained Protein Marker](#)).

Bioactivity-ELISA

SEC-MALS

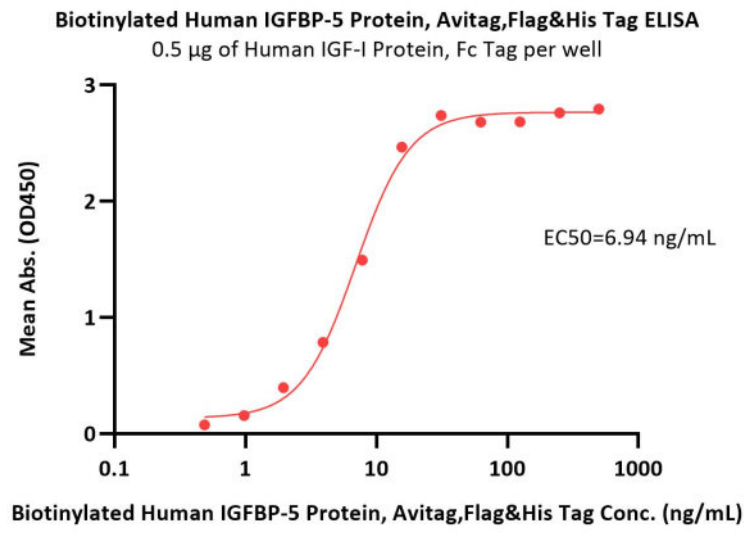


The purity of Biotinylated Human IGFBP-5 Protein, Avitag,Flag&His Tag (Cat. No. IG5-H82D3) is more than 90% and the molecular weight of this protein is around 35-55 kDa verified by SEC-MALS.

[Report](#)

Discounts, Gifts, and more!





Immobilized Human IGF-I Protein, Fc Tag (Cat. No. IG1-H5263) at 5 µg/mL (100 µL/well) can bind Biotinylated Human IGFBP-5 Protein, Avitag,Flag&His Tag (Cat. No. IG5-H82D3) with a linear range of 0.5-16 ng/mL (QC tested).

Background

IGFBP5 stands for Insulin-like Growth Factor Binding Protein 5. It is a protein that belongs to the insulin-like growth factor binding protein (IGFBP) family. IGFBP5 plays a crucial role in regulating the activity and distribution of insulin-like growth factors (IGFs) in the body. Enables insulin-like growth factor I binding activity.

Clinical and Translational Updates

Discounts, Gifts,
and more!

