



## Synonym

IL18BP,IL18BPα,Tadakinig-alfa

## Source

Human IL-18BP, His Tag(ILP-H5222) is expressed from human 293 cells (HEK293). It contains AA Thr 31 - Gly 194 (Accession # [NP\\_001138529](#)).

Predicted N-terminus: Thr 31

## Molecular Characterization

IL-18BP(Thr 31 - Gly 194)  
NP\_001138529 Poly-his

This protein carries a polyhistidine tag at the C-terminus.

The protein has a calculated MW of 18.5 kDa. The protein migrates as 35-45 kDa when calibrated against [Star Ribbon Pre-stained Protein Marker](#) under reducing (R) condition (SDS-PAGE) due to glycosylation.

## Endotoxin

Less than 1.0 EU per µg by the LAL method.

## Purity

>90% as determined by SDS-PAGE.

>90% as determined by SEC-MALS.

## Formulation

Lyophilized from 0.22 µm filtered solution in PBS, pH7.4 with trehalose as protectant.

Contact us for customized product form or formulation.

## Reconstitution

Please see Certificate of Analysis for specific instructions.

*For best performance, we strongly recommend you to follow the reconstitution protocol provided in the CoA.*

## Storage

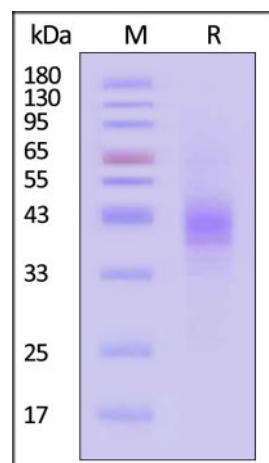
For long term storage, the product should be stored at lyophilized state at -20°C or lower.

*Please avoid repeated freeze-thaw cycles.*

This product is stable after storage at:

- -20°C to -70°C for 12 months in lyophilized state;
- -70°C for 3 months under sterile conditions after reconstitution.

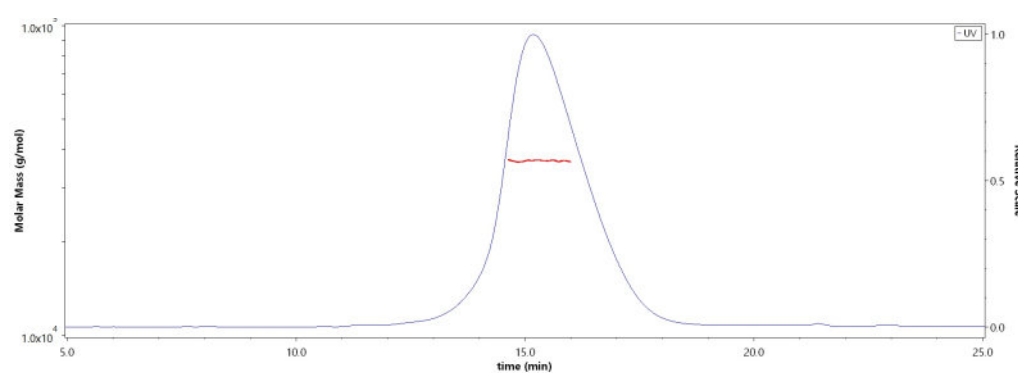
## SDS-PAGE



Human IL-18BP, His Tag on SDS-PAGE under reducing (R) condition. The gel was stained with Coomassie Blue. The purity of the protein is greater than 90% (With [Star Ribbon Pre-stained Protein Marker](#)).

## Bioactivity-SPR

## SEC-MALS



The purity of Human IL-18BP, His Tag (Cat. No. ILP-H5222) is more than 90% and the molecular weight of this protein is around 32-45 kDa verified by SEC-MALS.

[Report](#)

Discounts, Gifts,  
and more!

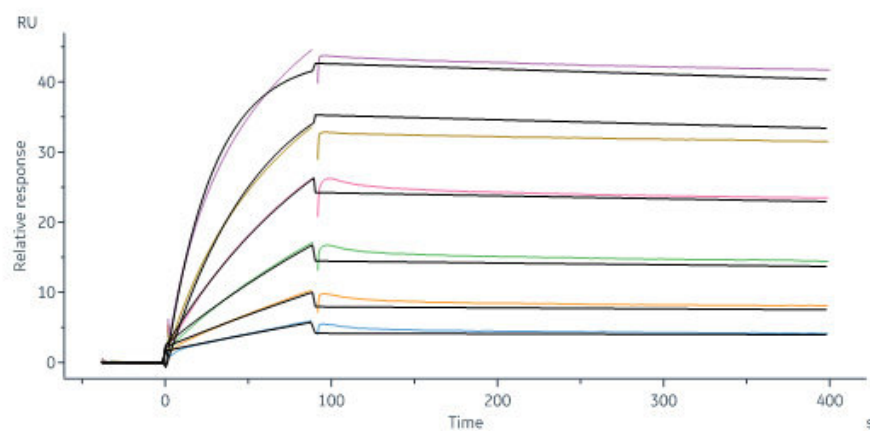


## Human IL-18BP Protein, His Tag (MALS verified)

Catalog # ILP-H5222



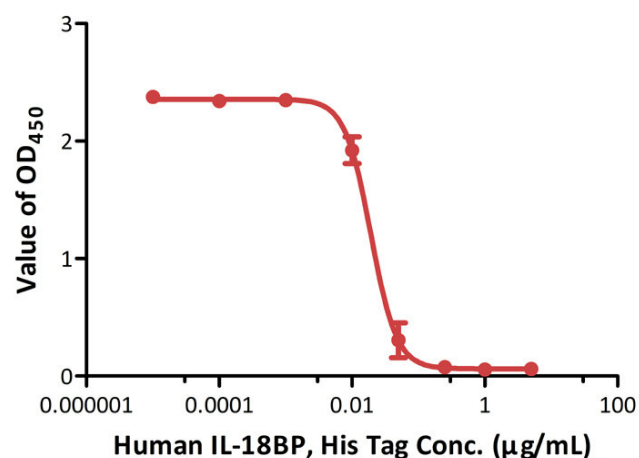
BIOSYSTEMS  
**Acro**  
Surprise Inside!



Human IL-18 Protein, premium grade (Cat. No. IL8-H5114) immobilized on CM5 Chip can bind Human IL-18BP, His Tag (Cat. No. ILP-H5222) with an affinity constant of 0.319 nM as determined in a SPR assay (Biacore 8K) (Routinely tested).

### Bioactivity-Bioactivity CELL BASE

#### Human IL-18BP, His Tag inhibits the IL-18-induced IFN-gamma secretion by KG-1 cells



Human IL-18BP, His Tag (Cat. No. ILP-H5222) inhibits the IL-18-induced IFN-gamma secretion by KG-1 cells. The ED50 for this effect is 0.019-0.053 µg/mL in the presence of 30 ng/mL of Recombinant Human IL-18 (Routinely tested).

### Background

Interleukin-18-binding protein (IL18BP) is also known as Tadekinig-alfa, IL18BP $\alpha$ , which functions as an IL18 inhibitor. IL18BP is a secreted protein which contains one Ig-like C2-type (immunoglobulin-like) domain. IL18BP does not have a transmembrane domain and hence is not anchored to the cell membrane. IL18BP is strongly expressed in heart, lung, placenta and spleen. Isoform A of IL18BP binds to IL-18 and inhibits its activity. IL18BP also functions as an inhibitor of the early TH1 cytokine response. IL18BP suppresses the production of IFN-gamma resulting in reduced T-helper type 1 immune responses.

### Clinical and Translational Updates

Discounts, Gifts,  
and more!



[www.acrobiosystems.com](http://www.acrobiosystems.com)

4/15/2024